











The top 10 MedTech manufacturers achieved a total turnover of \$200 billion in 2023 with an average growth rate of 6.7% compared to the previous year.

Top 10 MedTech manufacturers according to revenue in 2023

										
Revenue FY2023:	\$31.2b	\$30.4b	\$20.5b	\$19.7b	\$19.6b	\$18.9b	\$16.9b	\$14.8b	\$14.2b	\$14.2b
Change from FY2022:	-1.4%	+10.8%	+11.1%	+1.9%	+6.6%	+9.5%	+14.1%	+2.1%	+12.3%	+7%
Medical specialty:										
Aesthetics / Reconstruction	●	●	●							
Cardiac / Cardiovascular	●	●		●	●		●	●	●	●
Diabetes / Renal Care / Hemodialysis	●						●	●		
Digestive / Gastrointestinal	●								●	●
Emergency Care			●	●						
General Equipment & Consumables	●	●	●	●				●	●	●
Gynecology / Urology	●								●	●
Infrastructure / Furniture			●					●		●
Medical Imaging				●	●	●				
Neonatal / Maternal Care				●	●					
Neurology / Neurovascular / Cranial	●	●	●				●		●	
Nutrition / Medication Delivery								●	●	●
Oncology / Cancer Care				●		●				
Otolaryngology / Ophthalmology	●	●	●					●	●	
Patient Monitoring	●			●	●			●		
Respiratory Care / Anesthesia	●			●	●			●	●	●
Spinal / Orthopedic	●	●	●							●